

CT12-150X 12V150Ah

The rechargeable batteries are lead-lead dioxide systems. The dilute sulfuric acid electrolyte is absorbed by separators and plates and thus immobilized. Should the battery be accidentally overcharged producing hydrogen and oxygen, special one-way valves allow the gases to escape thus avoiding excessive pressure build-up. Otherwise, the battery is completely sealed and is, therefore, maintenance-free, leak proof and usable in any position.



Construction

Component	Positive plate	Negative plate	Container	Cover	Safety valve	Terminal	Separator	Electrolyte
Raw material	Lead dioxide	Lead	ABS	ABS	Rubber	Copper	Fiberglass	Sulfuric acid

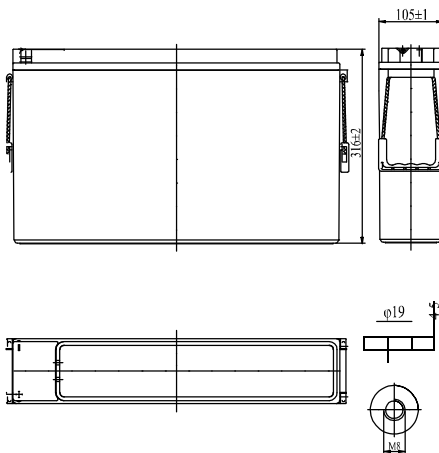
General Features

- Absorbent Glass Mat (AGM) technology for efficient gas recombination of up to 99% and freedom from electrolyte maintenance or water adding.
- Not restricted for air transport-complies with IATA/ICAO Special Provision A67.
- UL-recognized component.
- Can be mounted in any orientation.
- Computer designed lead, calcium tin alloy grid for high power density.
- Long service life, float or cyclic applications.
- Maintenance-free operation.
- Low self discharge.
- Case and cover available in both standard and flame retardant ABS.

Technology Parameter

Battery model	CT12-150X		
Nominal voltage	12V		
Number of cell	6		
Capacity (20°C)	10hR(15A, 10.8V)	5hR(28.4A, 10.5V)	1hR(111A, 9.60V)
	150Ah	142Ah	111Ah
Dimensions Max.	Length	Width	Total Height
	561±2 mm	105±2 mm	316±2 mm
Approx. weight	48.8Kg (107.7lbs)		
Internal resistance	Full charged at 20°C: 4.5mOhms		
Self discharge	3% of capacity declined per month at 20°C (average)		
Operating temperature range	Discharge	Charge	Storage
	-20 ~ 60°C	-10 ~ 60°C	-20 ~ 60°C
Max. discharge current (20°C)	1050A (5s)		
Short circuit current	2680A		

Dimensions and Weight



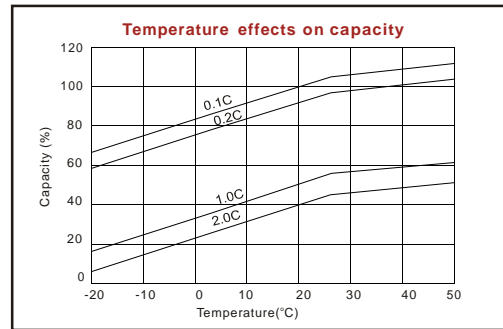
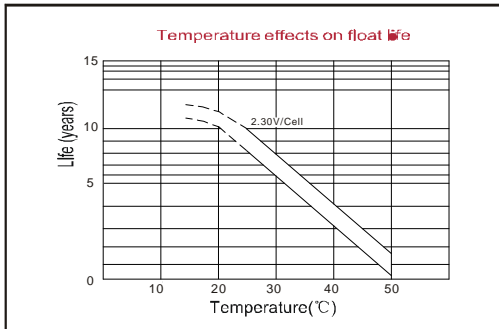
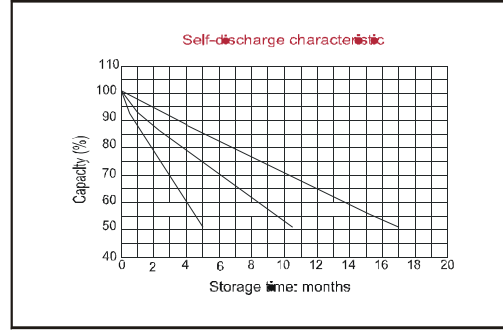
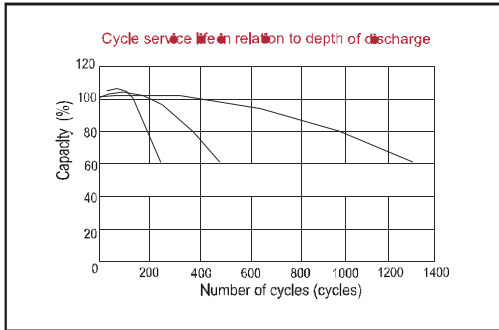
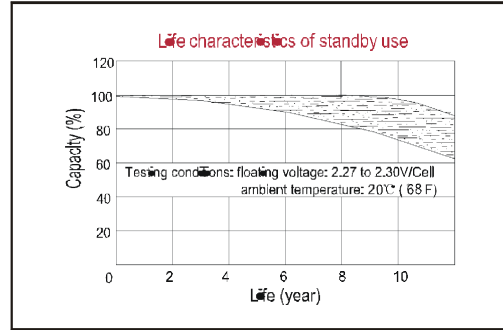
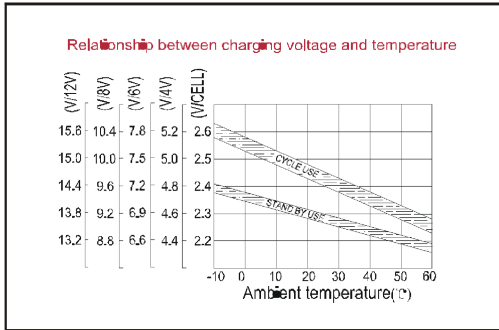
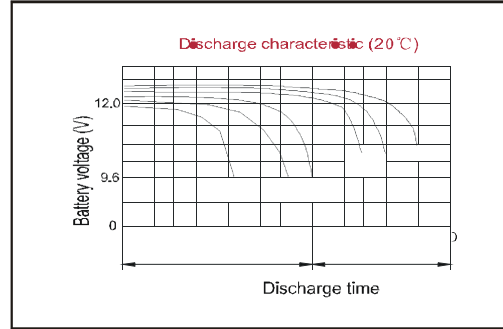
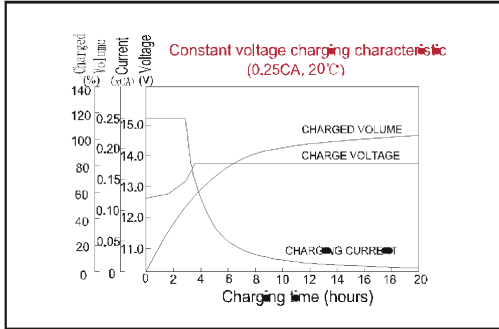
Discharge Constant Current (Amperes at 68°F20°C)

End Point Volts/Cell	15min	30min	45min	1h	3h	5h	10h
1.60V	270	178	137	111	47.1	30.2	15.4
1.65V	252	171	133	109	46.2	29.6	15.3
1.70V	233	164	129	106	45.3	29	15.2
1.75V	214	157	125	103	44.4	28.4	15.1
1.80V	195	149	120	99.9	43.4	27.8	15.0

Discharge Constant Power (Watts at 68°F20°C)

End Point Volts/Cell	15min	30min	45min	1h	2h	3h	5h
1.60V	432	298	230	190	118	88.1	57.6
1.65V	420	292	227	188	117	87.2	57.1
1.70V	407	286	223	186	116	86.3	56.5
1.75V	394	280	219	184	115	85.3	55.9
1.80V	381	273	215	181	113	84.3	55.3

(Note) The above characteristics data are average values obtained within three charge/discharge cycles not the minimum values.



Shenzhen Center Power Tech. Co., Ltd.
Center Power Industrial Park, Tongfu Industrial District Dapeng Town,
518120 Shenzhen, China
Tel: +86-755-8431 8088 Fax: +86-755-8431 8038
Email: sales@vision-batt.com

